

YOSEMITE SIERRA SUMMER CAMP

EST. 1973

P.O. Box 449, Bass Lake, CA 93604

(800)-775-9772 | Email - info@yssc.com

www.yssc.com



FAMILY HANDBOOK

WE ARE SO EXCITED TO WELCOME YOUR CAMPER TO YSSC THIS SUMMER! OUR FAMILY HANDBOOK IS DESIGNED TO HELP YOU AND YOUR CAMPER PREPARE FOR THEIR SESSION.

LET'S GET STARTED!

TABLE OF CONTENTS



P. 3

Parent Checklist

P. 4

YSSC Packing List

P. 5

Clothing Tips

P. 6

Transportation

P. 10

Staying in Touch

P. 11

Camper Wellness

P. 12

Helpful Hints

PARENT CHECKLIST

Forms are due **one month prior** to the start of your camper's session. To access your camper's forms, log into your online Parent Account and you will find all of the required forms on the homepage under "Forms and Documents."

REQUIRED FORMS

- Camper Photo
- Health History
- Physician's Exam
- YSSC Cabinmate Request
- YSSC Camp Policies
- YSSC Camp Store
- YSSC Camper Code of Conduct
- YSSC Personality Profile
- YSSC Transportation



WHAT TO BRING

Please review the Packing List on page 4. You can also find the list labeled "YSSC Packing List" under Forms and Documents on your online Parent Account.

For more information, please click the link below to listen to YSSC Directors discuss the topic: [Preparing your child for camp](#)

PACKING LIST

With limited cabin storage space, **each camper will keep their clothes in a storage box beneath their bunk (75 in. x 39 in. x 65 in).** Plan to pack enough items for two weeks. We encourage campers to help choose and pack their own clothing/belongings so they are more aware of what they brought. Camp is not a place for high fashion or expensive clothing. Send old clothing that does not require special care, and please leave valuables at home. **Please label every item with your camper's name.**

LUGGAGE

- 1 Duffle Bag or Suitcase
(Please limit to one piece of luggage that your **camper can carry.**)
- Daypack

CLOTHING

- 10 Short-Sleeved Shirts
- 3 Long-Sleeved Shirts
- 2 Sweatshirts
- 1 Jacket/Fleece
- 4 Long Pants/Jeans/Sweats
- 7 Pairs of Shorts
- 2 Sets of Pajamas
- 12 Pairs of Underwear
- 10 Pairs of Socks
- 1 Pair or Knee-Length/Calf Socks
- 1 Pair of Sandals/Flip-Flops
- 2 Pairs of Closed Toed Shoes
(Running Shoe/Tennis Shoe)
- 1 or 2 Casual Dress Outfits for Chapel and Closing Banquet
- 2 Modest Bathing Suits
(For girls, one-piece/tankinis with full coverage)

PERSONAL ITEMS

- Sleeping Bag (For 40 Degree Weather)
- Pillow
- 2 Bath Towels
- 1 Beach Towel
- Laundry Bag or Pillowcase
- Toiletries
- Insect Repellent
- Sunscreen
- Hat
- Bible
- Small Notebook + Pen or Pencil
- Reuseable Water Bottle

OPTIONAL ITEMS

- Medication/Vitamins (In original container)
- Reading Book(s) /Reading Tablets (No WIFI)
- Stationery (Stamps, Pre-addressed envelopes)
- Skateboard/Helmet (YSSC provides equipment)
- Fitted Twin Sheet for a bed mattress
- A costume item or cabin decorations related to this summer's theme!
- Disposable/Digital Camera
(cell phones may not be used)
- Camping Chair ("Crazy Creek" style)
- For Campers entering 7th grade and older
1 Pair of Hiking Shoes / Boots (Broken-in only)

*Supportive athletic shoes work as well!

LOST & FOUND

YSSC will not be held responsible for the loss or damage of personal articles. We ask that campers do not bring any items of special value to camp. We will make every effort to return lost items to campers before they head home on Closing Day.

CLOTHING TIPS

In order to maintain a safe and wholesome environment, we ask that you assist your camper in selecting appropriate attire:



- Weather at camp is typically in the mid-70s to the high-90s during the day. Nighttime lows can be in the high-40s to low-60s. Camp zipcode: 93604.
- As most activities at camp will take place outdoors, choose clothing that will help guard against sunburn and mosquito bites.
- Campers entering 7th grade and up should plan for colder night-time temps on their 3-day backpack trips.
- Choose modest clothing that fits the body well. Avoid very short shorts, low-slung pants, skimpy tops, etc.
- One-Piece Bathing Suits/Tankinis with full coverage are required for girls.
- Clothing that depicts violent images, foul language, tobacco, drugs, alcohol or gang affiliations are not allowed.

WHAT NOT TO BRING

- No cell phones, smart-watches, iPads, laptops, electronic games, or other tech items at camp or YSSC Charter Buses. Electronic readers with no Internet access are permitted.
- No provocative literature, glamour magazines, or other distracting reading material.
- No tobacco, drugs, vape pens, e-cigarettes, alcohol, weapons, or pets are allowed on camp property.
- No food, candy, or gum.

Any “contraband” brought to camp will be held in safekeeping and returned to the camper on Closing Day.

TRANSPORTATION

Campers arrive at YSSC in three ways:

1. Driven by a Parent/Guardian.
2. Take a Charter Bus supervised by YSSC Staff.
3. Fly into Fresno Yosemite International Airport.

Each mode of transportation has guidelines, as well as important information to know before you make your travel plans. Please read through transportation options and select the mode of transportation for your camper.

DRIVING TO CAMP

Parents are welcome to drive their camper to camp on the arrival date/and or the departure date of their session. Parents who wish to personally drive their camper to camp should plan for the following times:

Arrival time for the **first day of camp**: 1:30 - 3:00PM

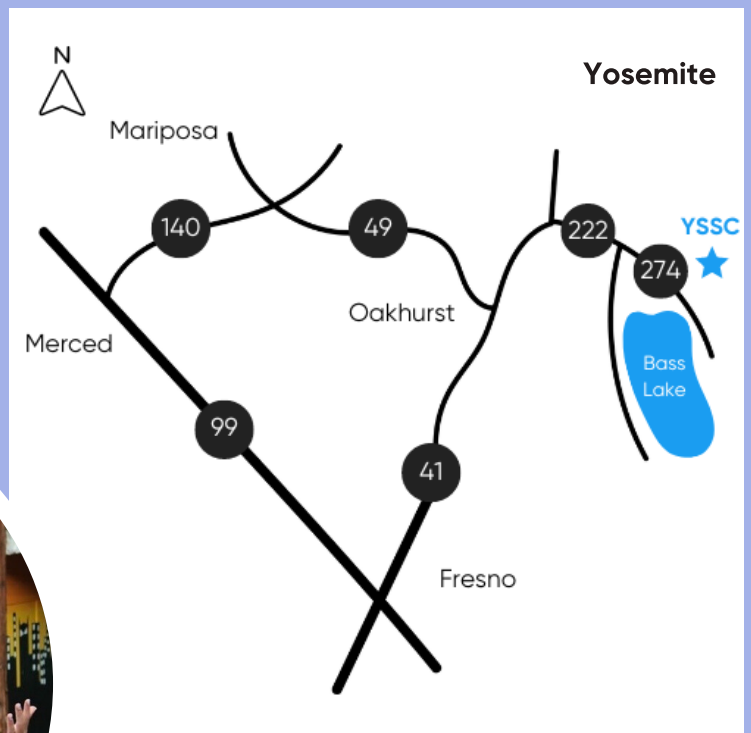
Arrival time for the **last day of camp**: 8:30 - 10:00AM

OUR PHYSICAL ADDRESS

Emerald Cove Camp (YSSC)

39515 Rd 274

Bass Lake, CA 93604



CHARTER BUSES

Charter Buses transport campers to camp from three locations, Orange County, Pasadena/LA, and Valencia. Taking a Charter Bus is the most popular mode of transportation to and from camp. Charter Buses are very comfortable, have air-conditioning, bathrooms, and are staffed with YSSC's wonderful staff members. Seating is on a first-come, first-served basis. Charter Buses typically arrive at YSSC around 3:30pm on opening day.

The fare for taking the Charter Buses to YSSC:

One-Way: \$165

Round-Trip: \$330

It's important to note that the Charter Bus ride is between 6-7 hours depending on the pick-up/drop-off location and the stop made for lunch.

Lunch on the Bus

Parents will need to pack a healthy sack lunch with a beverage and a snack for the bus ride to camp. On the bus ride home, camp will provide campers with a sack lunch.

TRANSPORTATION GUIDELINES

When transporting campers to/from camp, Yosemite Sierra Summer Camp observes the following guidelines:

- Campers in the care of YSSC staff members are never left unsupervised.
- Roll Call is taken after loading and prior to departing from any stop during the trip.
- Campers are not allowed to switch between the buses/shuttles at any point during the duration of the trip.
- Campers are only released to individuals who have been authorized by the campers' parents or guardians.
- Staff or designated host family remains at the drop-off location until all campers have been picked up.
- Parents will receive text updates as campers travel to camp. In case of transportation changes or emergencies, parents will be notified via text.

On the next page, you will find more details about each Charter Bus pick-up/drop-off location.

ORANGE COUNTY

The bus picks up and drops off campers at Irvine Valley Community College, Lot 5 off Jeffrey Road and Irvine Valley, Irvine, CA 92618

Sunday Departure

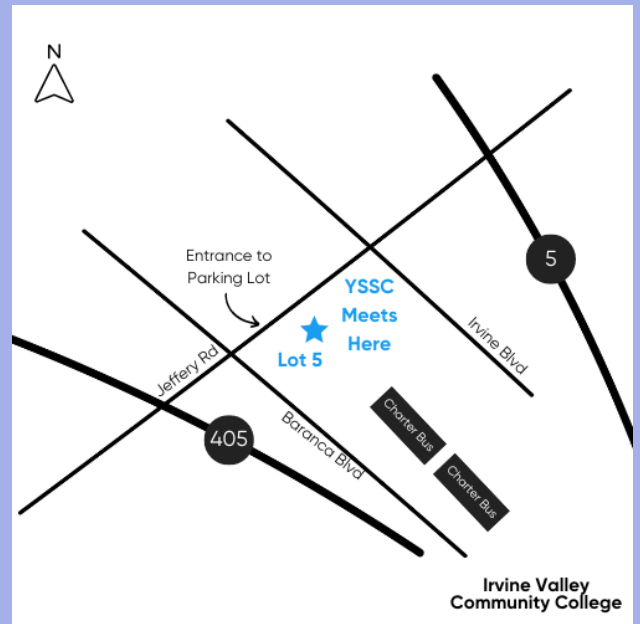
Check-in: 8:30 AM

Bus leaves promptly at 9:00 AM

Friday Return

Approximately 3:00 PM

Lunch will be provided



PASADENA/LA

The bus will stop at the L.A. County Arboretum & Botanic Garden, N Parking Lot near the first entrance.

301 North Baldwin Avenue
Arcadia, CA 91007.

Sunday Departure

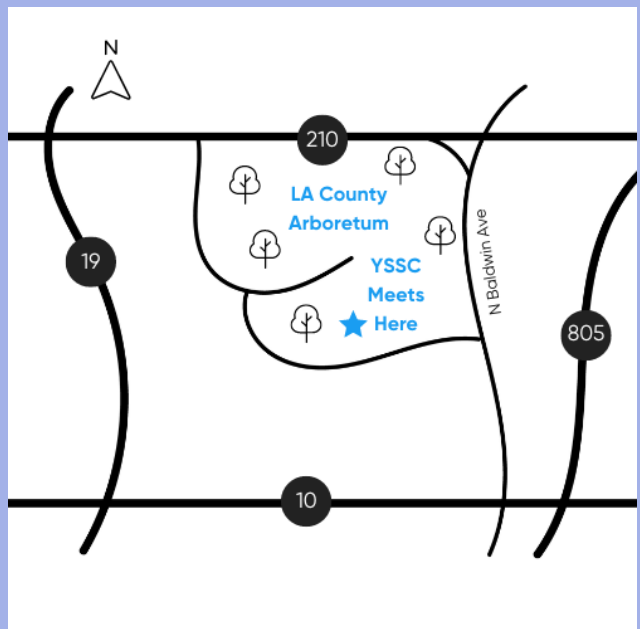
Check-in: 9:30 AM

Bus leaves promptly at 10:00 AM

Friday Return

Approximately 2:00 PM

Lunch will be provided.



VALENCIA

The bus will stop at the Hilton Garden Inn at Magic Mountain Parkway and 5 Fwy.

27110 The Old Road
Valencia, CA 91355

Sunday Departure

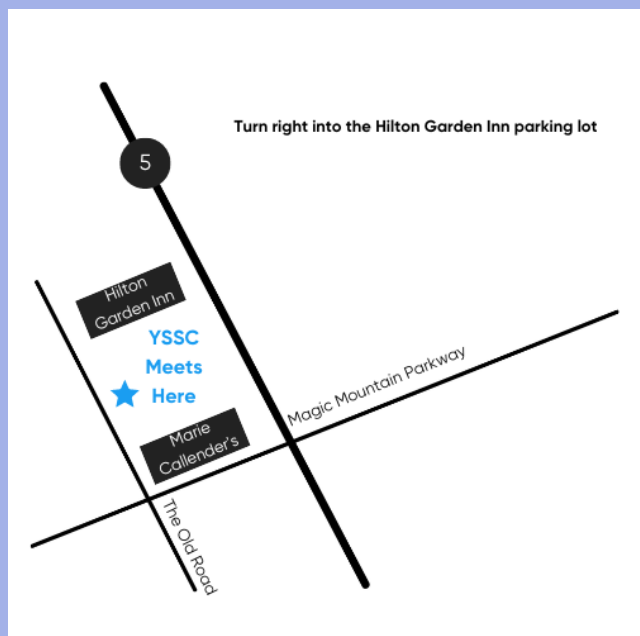
Check-in: 10:00 AM

Bus leaves promptly at 10:30 AM

Friday Return

Approximately 1:00 PM

Lunch will be provided.



AIRLINE TRAVEL

Many campers travel from outside California. Our campers fly into Fresno Yosemite International Airport (FAT), where a uniformed staff member will meet them when they arrive and collect their luggage for transportation to camp. The airport shuttle to camp is approximately one hour.

The cost of YSSC's shuttle service on the first and last day of the session:

One-way Shuttle: \$30

Round-trip Shuttle: \$60

One-way Custom Shuttle for alternative days: \$75

Please plan for your camper to arrive and depart Fresno Yosemite International Airport between 10:00 AM - 2:00 PM.

Baggage

Please pre-pay for your camper's baggage. If you are not able to pre-pay, your parent account will be charged for the baggage fee.

Unaccompanied Minors

Please check with your airline's policy regarding unaccompanied minors. Most airlines require minors to arrive at the airport 2 hours before departure with a chaperone that has been approved by the parents.

The Camp Office will be in contact with parents who have campers flying in to share the details on which staff member will be picking them up at the gate. *Parents will need to relay the chaperone details to the airline.*

Phones for Travel

In compliance with YSSC's No-Tech Policy, campers who are flying and need to have their phone to communicate with their parents during travel will turn their phone into the office upon arrival at camp. Please make sure your camper has a charger to go along with their phone.

The office will hold their phone in safekeeping and return it fully charged before their departure.

Depending on your camper's flight, please plan to pack for snacks.

STAYING IN TOUCH



SUMMER OFFICE

Days Open: Mon - Sun

Hours: 8:30am - 5:00pm

Lunch: 12:30 - 1:00pm

Phone: (800) 775-9772

Email: info@yssc.com

The office staff answers calls and emails throughout the day.

Any after-hours calls or emails will be returned the following day.

Mail

While we have a strict No Care Package Policy in place, campers love receiving cards from home and postcards from family and friends. Make sure you address the letter to your camper!

Mailing Address:

(Camper's Name)

P.O. Box 449

Bass Lake, CA 93604

CampStamps

You can also send a digital letter one-way to your camper! Visit your online Parent Account and you will find CampStamps on the homepage. CampStamps that are received before 10 am will be printed off and delivered to the camper on the same day; letters received after 10 am will be printed and delivered the following day.

Text Notices

We keep you up-to-date via text message about important details like bus arrival and departure times, emergency information, savings opportunities, etc. You can expect texts to the parent/guardian's phone numbers you listed on your camper's application.

Emergency Calls

If you need to reach us regarding an emergency after-hours, please call our office number and click **option 1** on the menu to be connected to a Director. If your call is not answered immediately, you will receive a call back within the hour.

CAMPER WELLNESS

COMING TO CAMP HEALTHY

We want campers to arrive feeling their best so they can get the most out of their YSSC experience. Here are some tips to consider in the days leading up to camp:	Get plenty of sleep	Being well rested helps children better manage transitions and navigate new environments.
	Eat healthy	Increase whole grains, fresh fruits/vegetables, and limit sugar intake to boost the immune system.
	Drink water	Drink lots of water in preparation for camp's warm weather and high activity.
	Wash hands often	Wash hands often and keep your distance from those who are sick.
	Lower stress	Assess and talk through any unusual stressors, and reduce stressful schedules if possible.

Medications

Please ensure medications are listed on camper's Health History Form submitted online through your Parent Account. Medications, including vitamins, must be brought to camp in the original container with their name and dosage clearly marked. We recommend putting all medications in a large, re-sealable bag, labeled with the camper's name, to be handed to the nurse upon arrival at camp. If you need to add new information to your completed Health History, please reach out to the office.

Medical Advisement

If your child requires medical care beyond simple first aid or must stay overnight in the infirmary, the camp nurse will call to advise you. This includes campers with a fever above 100 degrees, flu-like symptoms or recurring complaints such as headaches and stomach aches.

Homesickness

It is not unusual for campers to feel slight to moderate homesickness during their first few days away from home. Most cases resolve within the first 1-3 days of camp. Tackling homesickness is an essential skill for children to master, and we train staff to work through homesickness with their campers. In the rare case that homesickness lingers longer, we may be in touch with parents to help us strategize how to best help their child conquer these feelings and enjoy camp to the fullest. We want to partner with you to help your camper successfully complete their session at YSSC. Below are pre-camp tips that may help lower your camper's chance of homesickness:

- Strengthen your camper's independence prior to camp. Plan a sleepover at a friend or a relative's house.
- Pack a special photo or stuffed animal the camper is familiar with.
- Refrain from promising to pick up your camper early if they have feelings of homesickness. Encourage your camper to talk to their counselor about any difficult feelings, including homesickness.

HELPFUL HINTS



NO-TECH POLICY

We ask campers to leave electronics at home, including phones, smart-watches, iPads, laptops, electronic games, or other tech items. Our policy also extends to the Charter Buses to and from camp. The opportunity to unplug helps campers plug into their new camp environment and concentrate on face-to-face interactions with peers and staff. Campers adjust quickly to tech-free days and often remark that they enjoy feeling free from the constant draw of texting, gaming, and social media.

A note about phones: Allowing a camper to sneak their phone into camp has a number of negative consequences. It can lead to prolonged homesickness as a camper may continue to seek support from home rather than from their counselor and cabinmates. It creates conflict for a camper who must hide, deny or lie about their phone. Phones also allow for unkind or inappropriate text/photos to be sent. We thank you in advance for honoring our policy.

CABINMATE REQUESTS

Approximately 25 percent of YSSC's campers come to camp without a friend or relative. Staff facilitate new friend-making and help build friendships among cabinmates. They quickly connect with new friends and form a family in their cabin. Many campers do, however, attend with a buddy.

We will do our best to honor cabinmate requests for friends of the same gender and similar age/grade. **Cabinmate requests must be mutual and are not guaranteed.** Please be advised that because new friends are a significant part of the summer camp experience, we usually separate large groups of friends into two or more cabins so new friends can be included in each group. The Cabinmate Request Form – found under “Forms & Documents” in your Parent Account - must be submitted no later than one month prior to the session start.

DAILY CAMP PHOTOS

As we capture and post images of a wide variety of activities and campers each day, we try to post a picture of every camper at *least every other day*. To view photos go to our online Parent Account and click "Photos" on the homepage. You can share camp photos with your friends and family or purchase your favorites.

Unanswered questions? Feel free to give us a call at 800.775.9772. Otherwise, let the camp countdown begin!